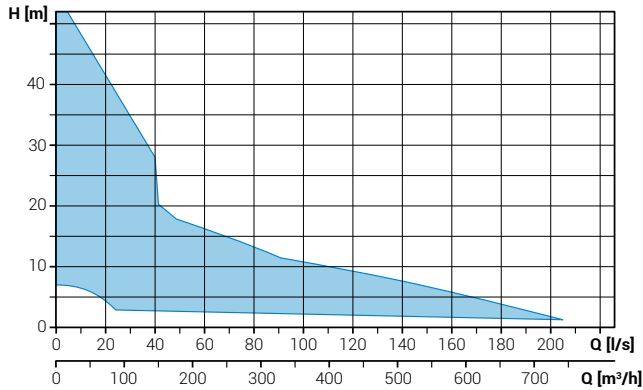


DRG

Multi-channel open impeller

Operating ranges



Range characteristics

Motor power	1.8 ÷ 18.5 kW
Poles	2 / 4 / 6
Insulation class	H
Degree of protection	IP68
Discharge	DN65 ÷ DN250 horizontal
Free passage	max 100 x 70 mm
Max flow rate	205 l/s
Max head	48.3 m

Motor

Ecological dry motor with thermal protections

Cable

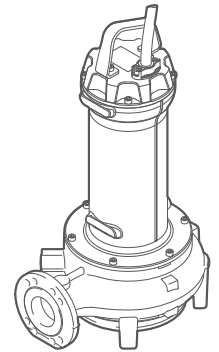
S1RN8-F electric cable. Standard version 10 m cable length

Mechanical seals

Two silicon carbide (SiC) mechanical seals in oil sump

Applications

It is particularly suitable for the treatment of liquids containing suspended solids or filaments, and low or medium density activated sludges.



Versions

Electrical variants	NAE, TS
Cooling system	N
Mechanical seals	2SiC

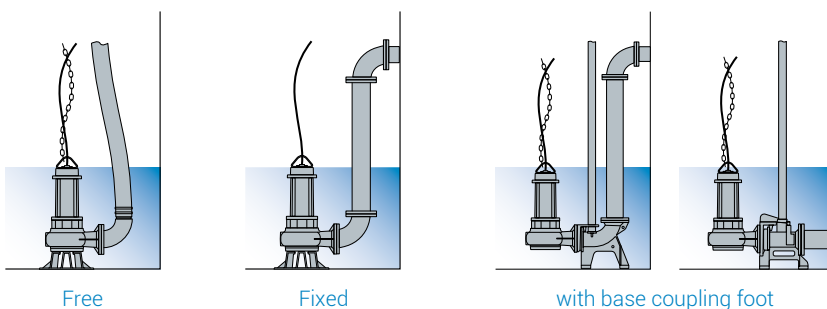
Operating specifications

Max operating temperature	40 °C
PH of treated fluid	6 ÷ 14
Viscosity of treated fluid	1 mm²/s
Maximum immersion depth	20 m
Density of treated fluid	1 Kg/dm³
Acoustic pressure max	<70dB
Max starts per hour	30

Construction materials

Case	Cast iron EN-GJL 250
Hydraulic parts	Cast iron EN-GJL 250
Impeller	Cast iron EN-GJL 250
Nuts and bolts	Stainless steel - Class A2-70
Standard gasket	Rubber - NBR
Shaft	Stainless steel - AISI 431
Paint type	Ecological bicomponent epoxy (~ 200 µm)

Installations

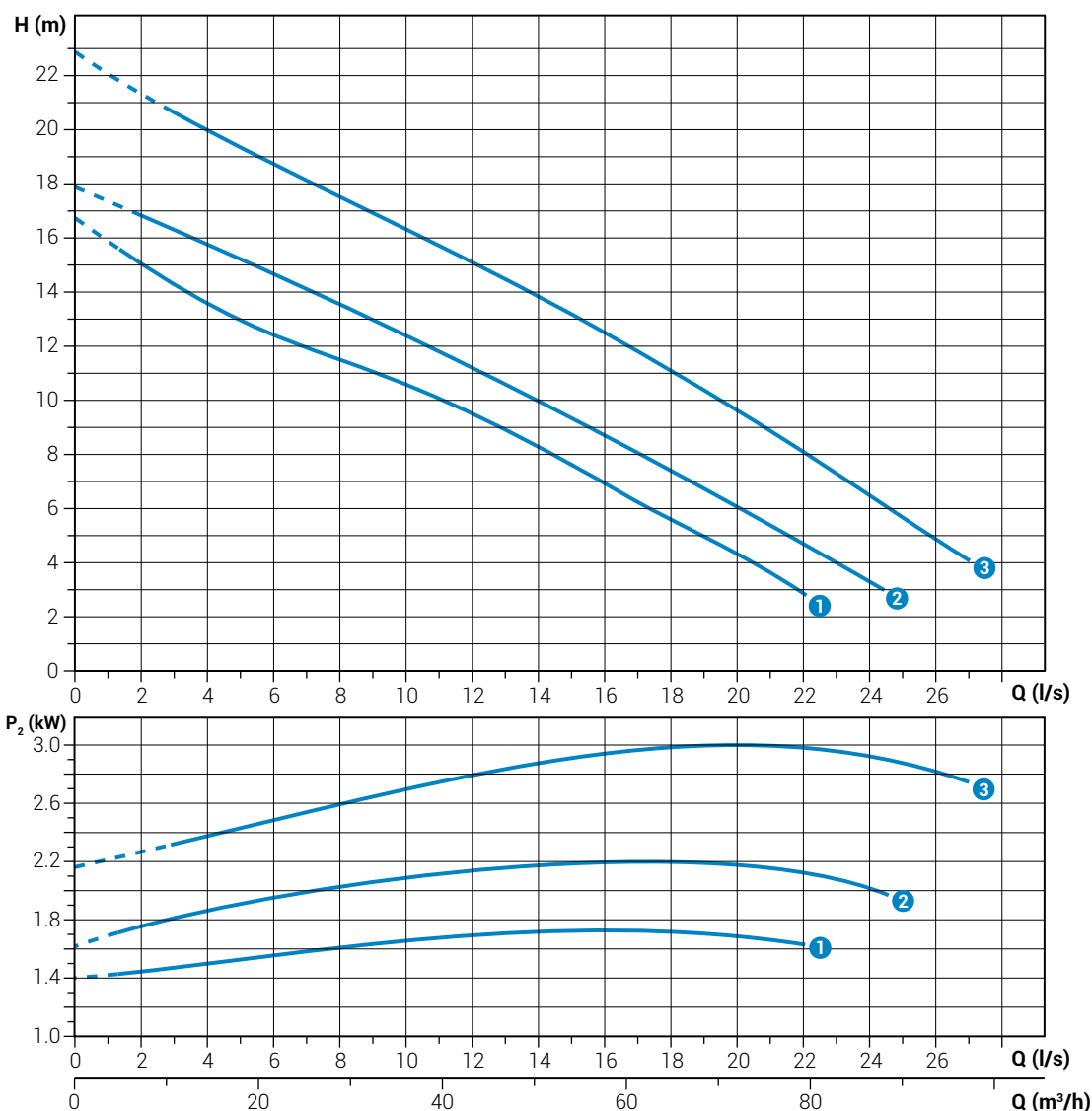


DRG 250-300-400/2/65

Performances

	l/s	0	2	4	6	8	10	12	14	16	18	20	22	24	26
	l/min	0	120	240	360	480	600	720	840	960	1080	1200	1320	1440	1560
	m ³ /h	0	7.2	14.4	21.6	28.8	36.0	43.2	50.4	57.6	64.8	72.0	79.2	86.4	93.6
①	DRG 250/2/65 B0AT5	16.7	15.7	13.5	12.4	11.4	10.5	9.5	8.2	6.9	5.6	4.3	2.9		
②	DRG 300/2/65 A0ET5	17.9	16.8	15.8	14.7	13.6	12.4	11.2	10.0	8.7	7.4	6.1	4.7	3.3	
③	DRG 400/2/65 A0ET5	22.8	21.2	19.9	18.7	17.5	16.3	15.0	13.8	12.5	11.1	9.6	8.1	6.5	4.9

Characteristic curves according to UNI EN ISO 9906



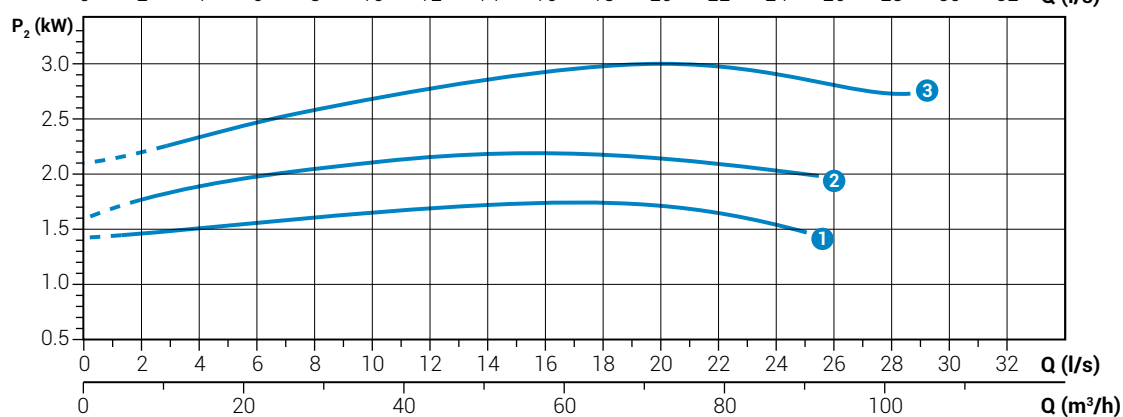
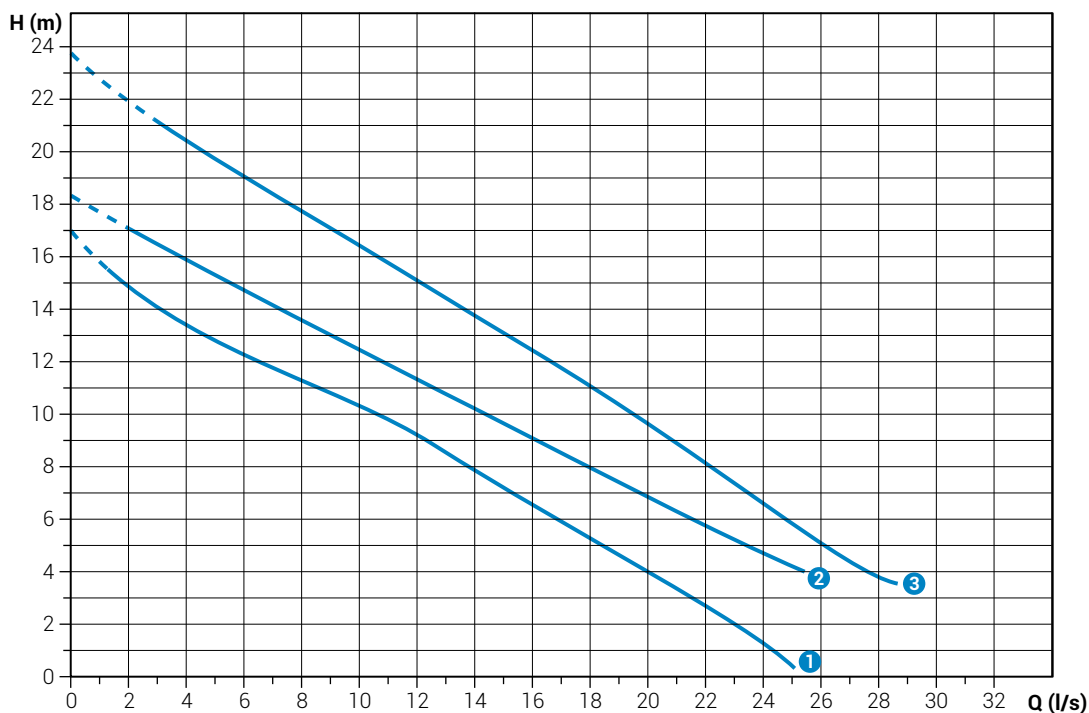
Technical data

	V	Phases	P1 (kW)	P2 (kW)	A	Rpm	Start	Cable	Ø	Free passage	
①	DRG 250/2/65 B0AT5	400	3	2.19	1.8	3.7	2900	Dir	4G1	DN65	35x30 mm
②	DRG 300/2/65 A0ET5	400	3	2.76	2.2	4.62	2900	Dir	4G1.5+3x1	DN65	40x35 mm
③	DRG 400/2/65 A0ET5	400	3	3.68	3.0	6.36	2900	Dir	4G1.5+3x1	DN65	40x35 mm

DRG 250-300-400/2/80

Performances

	l/s	0	4	8	12	16	20	24	28
	l/min	0	240	480	720	960	1200	1440	1680
	m ³ /h	0	14.4	28.8	43.2	57.6	72	86.4	100.8
①	DRG 250/2/80 L0AT5	17.0	13.4	11.3	9.2	6.6	4.0	1.3	
②	DRG 300/2/80 E0ET5	18.4	15.9	13.6	11.4	9.1	6.9	4.7	
③	DRG 400/2/80 E0ET5	23.5	20.3	17.7	15.1	12.4	9.6	6.6	3.8



Characteristic curves according to UNI EN ISO 9906

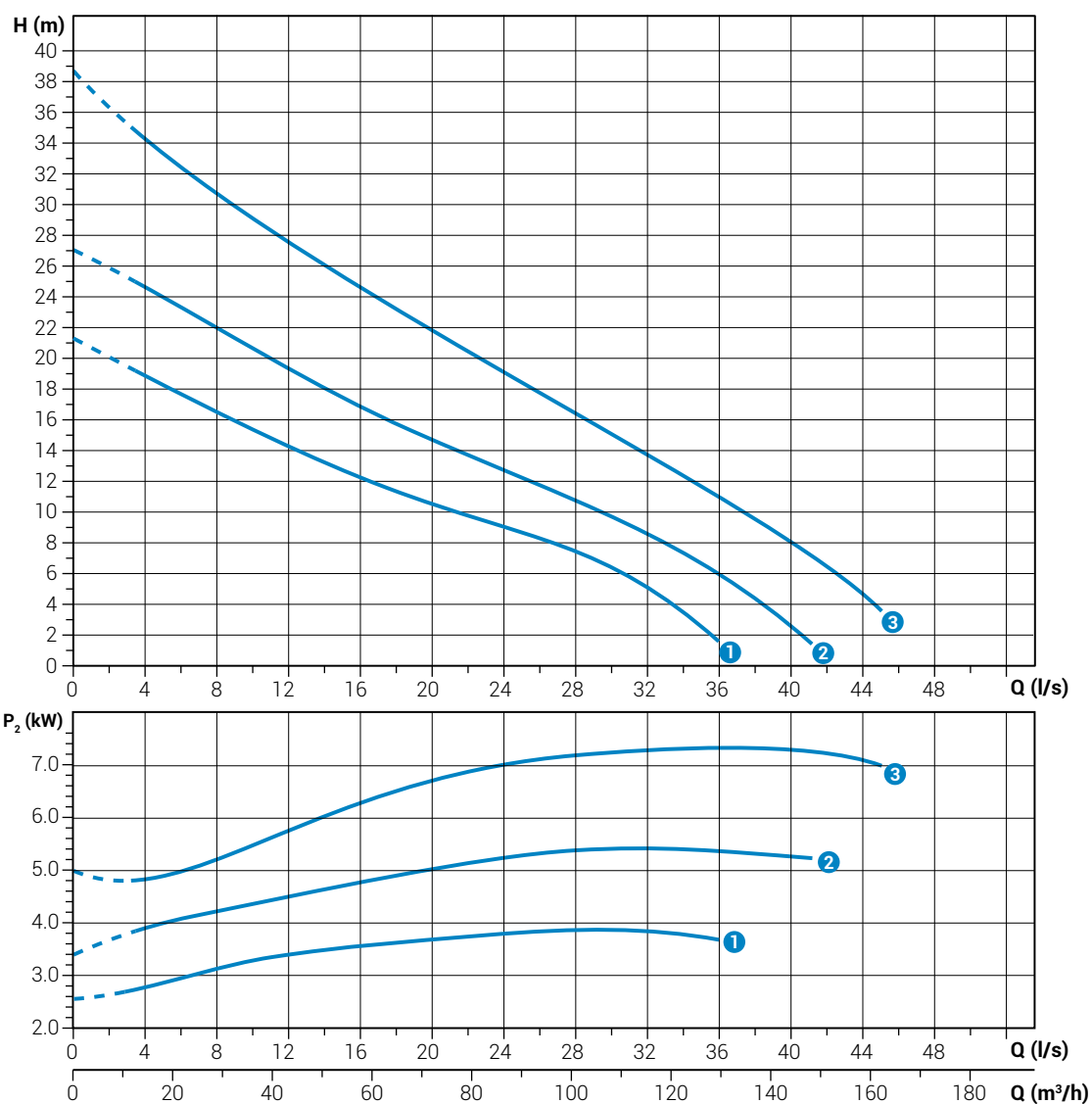
Technical data

	V	Phases	P1 (kw)	P2 (kw)	A	Rpm	Start	Cable	Ø	Free passage	
①	DRG 250/2/80 L0AT5	400	3	2.19	1.8	3.7	2900	Dir	4G1	DN80	35x30 mm
②	DRG 300/2/80 E0ET5	400	3	2.76	2.2	4.62	2900	Dir	4G1.5+3x1	DN80	40x35 mm
③	DRG 400/2/80 E0ET5	400	3	3.68	3.0	6.36	2900	Dir	4G1.5+3x1	DN80	40x35 mm

DRG 550-750-1000/2/80 A**Performances**

	l/s	0	4	8	12	16	20	24	28	32	36	40	44
	l/min	0	240	480	720	960	1200	1440	1680	1920	2160	2400	2640
	m ³ /h	0	14.4	28.8	43.2	57.6	72	86.4	100.8	115.2	129.6	144	158.4
① DRG 550/2/80 A0FT5		21.2	18.8	16.4	14.2	12.2	10.5	9.0	7.4	5.0	1.6		
② DRG 750/2/80 A0FT5		27.0	24.7	22.0	19.3	16.9	14.7	12.8	10.8	8.6	6.0	2.6	
③ DRG 1000/2/80 A0FT5		38.6	34.2	30.6	27.6	24.7	21.8	19.0	16.3	13.7	11.1	8.3	4.7

Characteristic curves according to UNI EN ISO 9906

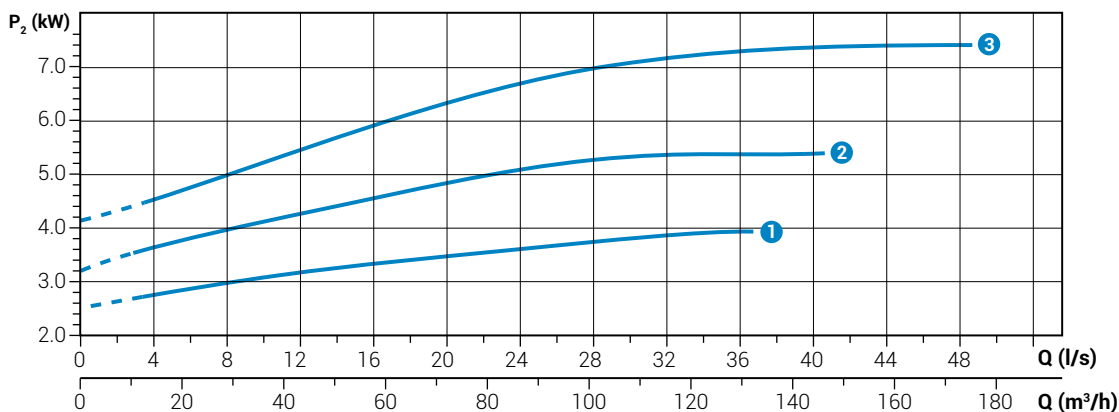
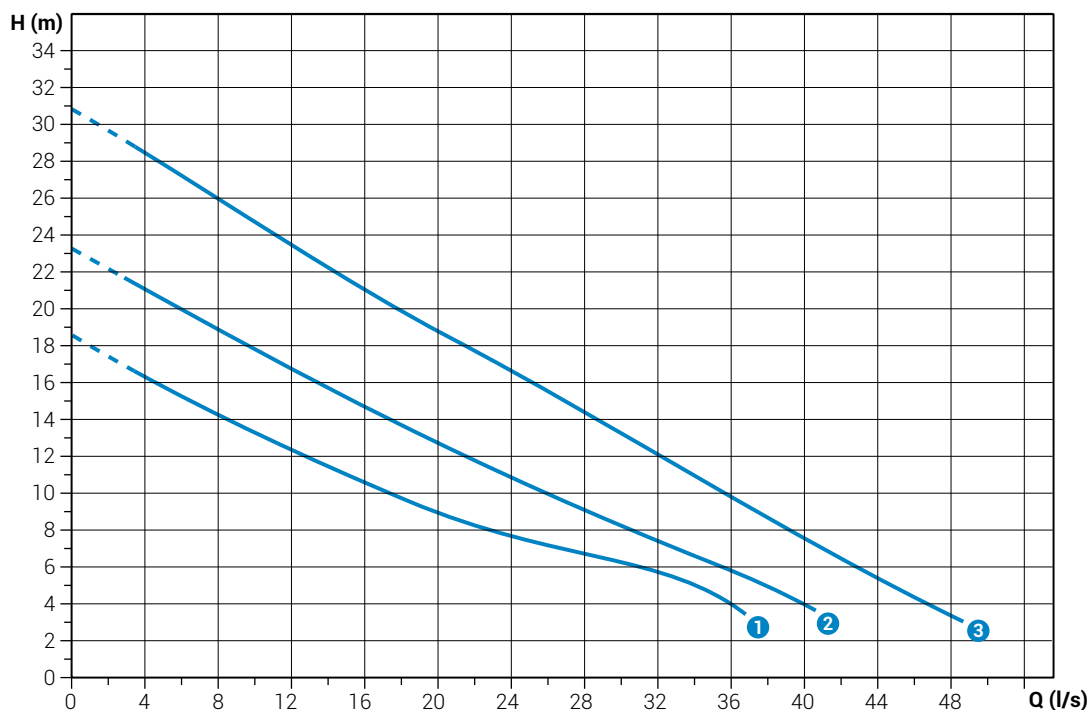
**Technical data**

	V	Phases	P1 (kW)	P2 (kW)	A	Rpm	Start	Cable	Ø	Free passage
① DRG 550/2/80 A0FT5	400	3	4.66	4.0	7.73	2900	Dir	4G1.5+3x1	DN80	40 mm
② DRG 750/2/80 A0FT5	400	3	6.32	5.5	10.8	2900	Dir	4G1.5+3x1	DN80	40 mm
③ DRG 1000/2/80 A0FT5	400	3	8.51	7.5	13.7	2900	Dir	4G1.5+3x1	DN80	40 mm

DRG 550-750-1000/2/80 B

Performances

	l/s	0	4	8	12	16	20	24	28	32	36	40	44	48
	l/min	0	240	480	720	960	1200	1440	1680	1920	2160	2400	2640	2880
	m ³ /h	0	14.4	28.8	43.2	57.6	72	86.4	100.8	115.2	129.6	144	158.4	172.8
①	DRG 550/2/80 B0FT5	18.6	16.3	14.4	12.5	10.7	9.1	7.9	6.9	5.9	4.2			
②	DRG 750/2/80 B0FT5	23.4	21.3	19.1	17.0	14.9	13.0	11.1	9.4	7.8	6.1	4.3		
③	DRG 1000/2/80 B0FT5	30.9	28.5	26.0	23.6	21.2	19.0	16.8	14.6	12.4	10.2	7.8	5.6	3.6



Technical data

	V	Phases	P1 (kW)	P2 (kW)	A	Rpm	Start	Cable	Ø	Free passage	
①	DRG 550/2/80 B0FT5	400	3	4.66	4.0	7.73	2900	Dir	4G1.5+3x1	DN80	55x50 mm
②	DRG 750/2/80 B0FT5	400	3	6.32	5.5	10.8	2900	Dir	4G1.5+3x1	DN80	50x55 mm
③	DRG 1000/2/80 B0FT5	400	3	8.51	7.5	13.7	2900	Dir	4G1.5+3x1	DN80	50x55 mm

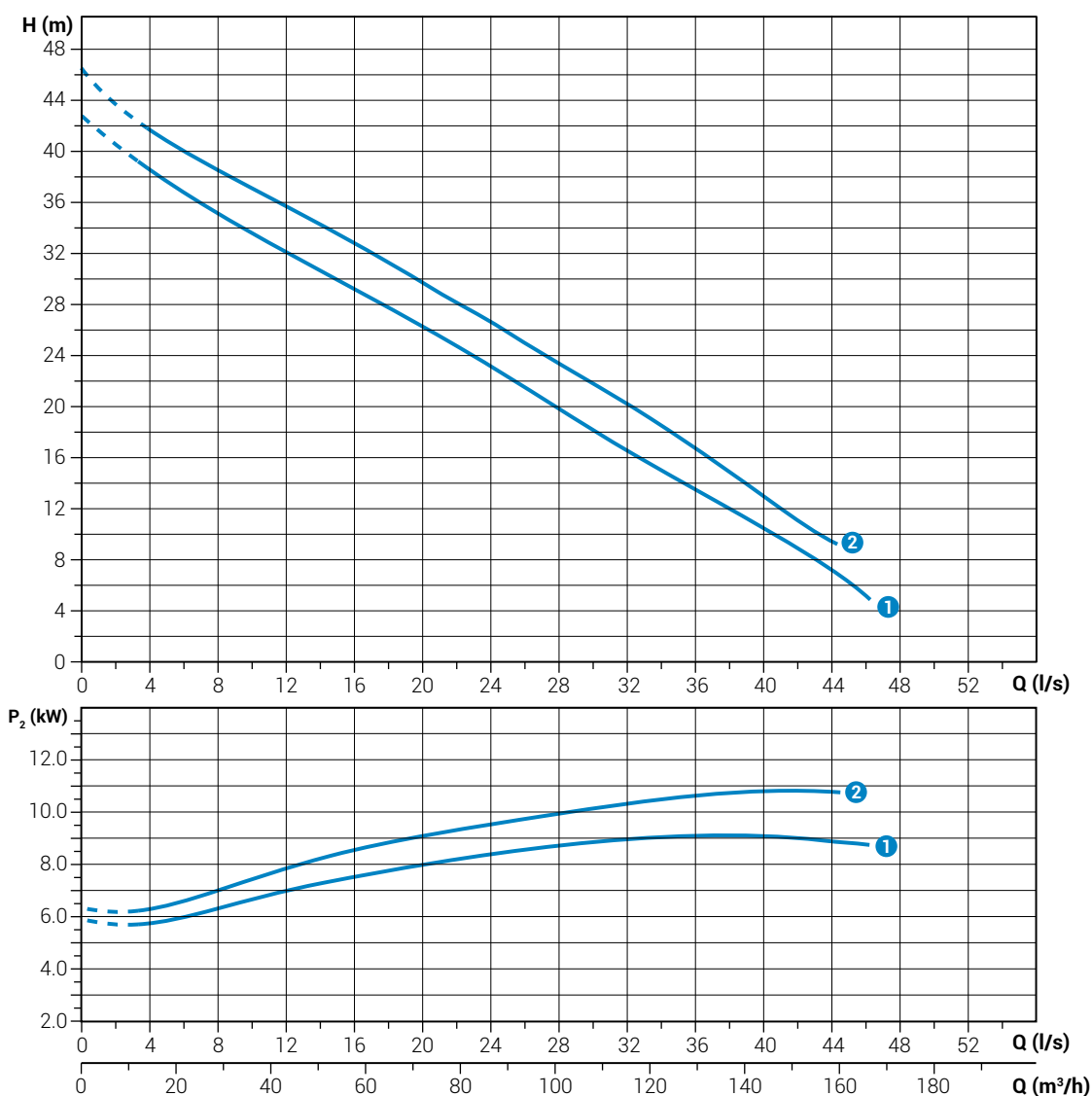
Characteristic curves according to UNI EN ISO 9906

DRG 1200-1500/2/80 A

Performances

	l/s	0	4	8	12	16	20	24	28	32	36	40	44
	l/min	0	240	480	720	960	1200	1440	1680	1920	2160	2400	2640
	m ³ /h	0	14.4	28.8	43.2	57.6	72	86.4	100.8	115.2	129.6	144	158.4
① DRG 1200/2/80 A0GT5		42.8	38.6	35.1	32.1	29.3	26.4	23.2	19.9	16.6	13.4	10.5	7.2
② DRG 1500/2/80 A0GT5		46.5	41.5	38.5	35.7	32.8	29.6	24.5	23.4	20.2	16.7	13.0	9.5

Characteristic curves according to UNI EN ISO 9906



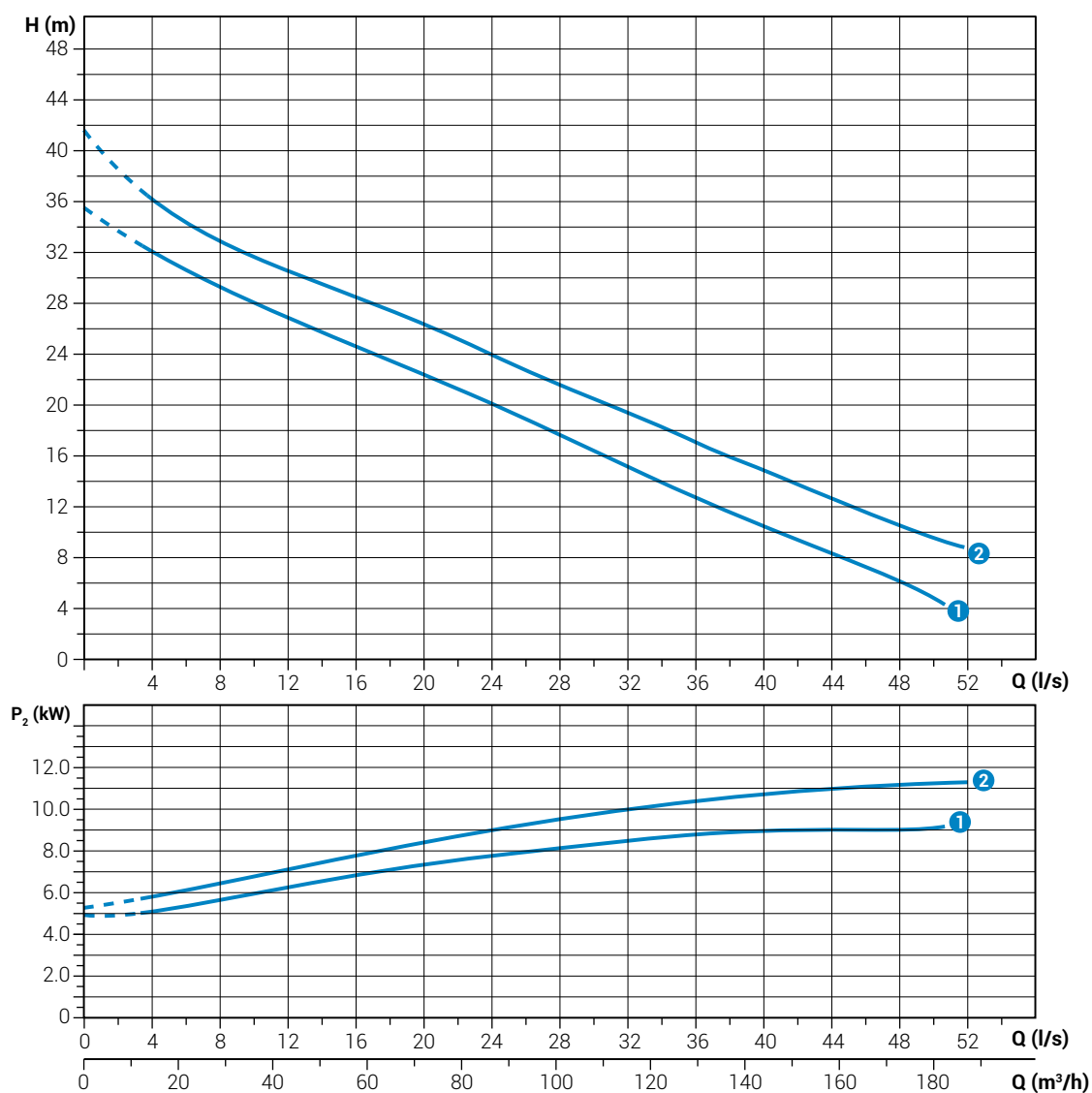
Technical data

	V	Phases	P1 (kW)	P2 (kW)	A	Rpm	Start	Cable	Ø	Free passage
① DRG 1200/2/80 A0GT5	400/700	3	10.4	9.0	16.1	2900	Y Δ	4G4+3x1	DN80	40 mm
② DRG 1500/2/80 A0GT5	400/700	3	12.6	11.0	19.5	2900	Y Δ	4G4+3x1	DN80	40 mm

DRG 1200-1500/2/80 B

Performances

	l/s	0	4	8	12	16	20	24	28	32	36	40	44	48
	l/min	0	240	480	720	960	1200	1440	1680	1920	2160	2400	2640	2880
	m ³ /h	0	14.4	28.8	43.2	57.6	72	86.4	100.8	115.2	129.6	144	158.4	172.8
① DRG 1200/2/80 B0GT5		35.0	31.7	28.9	26.5	24.3	22.1	19.8	17.4	14.8	12.4	10.2	8.1	5.9
② DRG 1500/2/80 B0GT5		41.7	36.1	32.8	30.4	28.2	25.9	23.5	21.1	18.8	16.5	14.2	11.9	



Characteristic curves according to UNI EN ISO 9906

Technical data

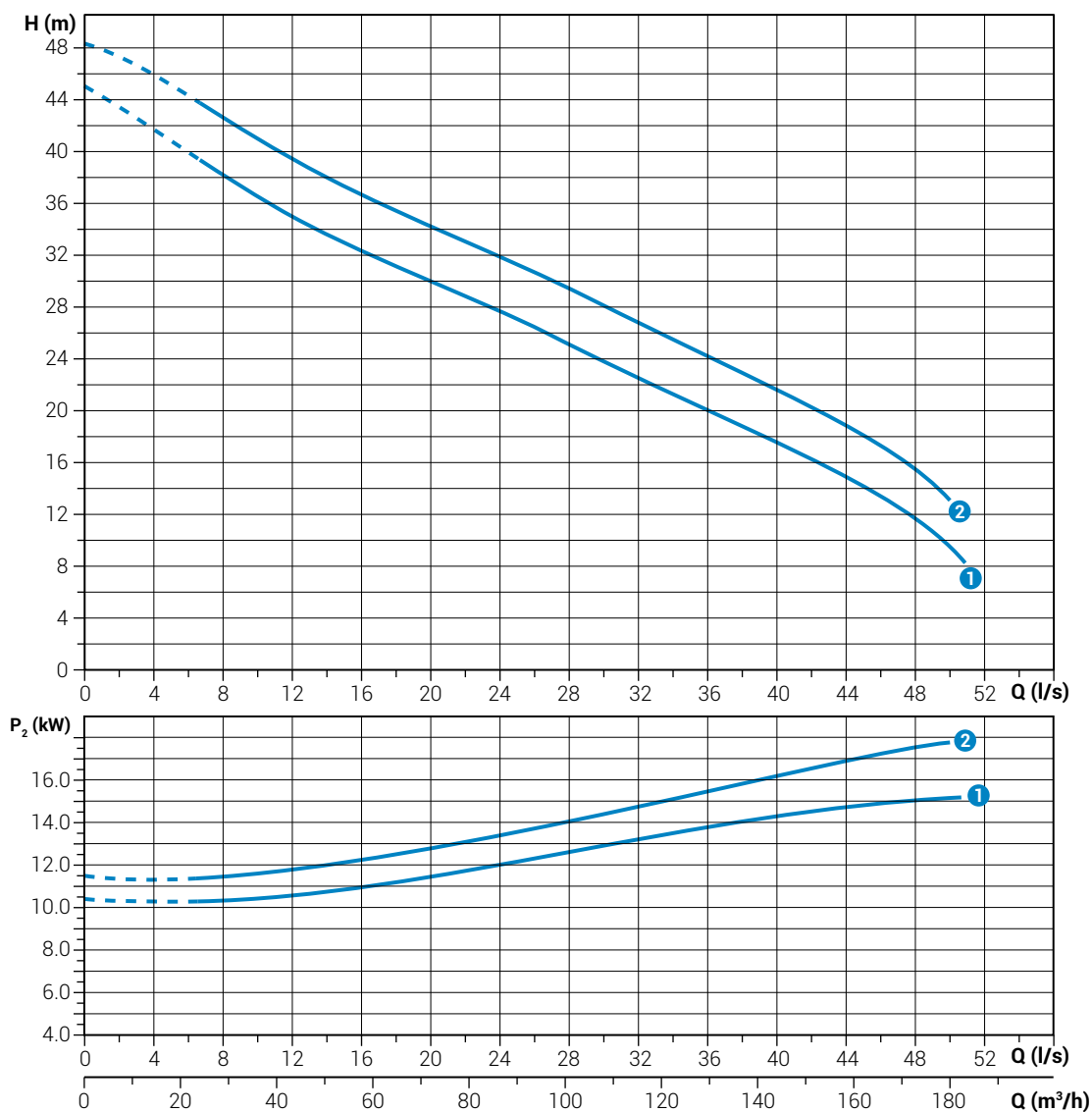
	V	Phases	P1 (kW)	P2 (kW)	A	Rpm	Start	Cable	Ø	Free passage
① DRG 1200/2/80 B0GT5	400/700	3	10.4	9.0	16.1	2900	Y Δ	4G4+3x1	DN80	55x50 mm
② DRG 1500/2/80 B0GT5	400/700	3	12.6	11.0	16.5	2900	Y Δ	4G4+3x1	DN80	55x50 mm

DRG 2000-2500/2/80

Performances

	l/s	0	4	8	12	16	20	24	28	32	36	40	44	48
	l/min	0	240	480	720	960	1200	1440	1680	1920	2160	2400	2640	2880
	m ³ /h	0	14.4	28.8	43.2	57.6	72	86.4	100.8	115.2	129.6	144	158.4	172.8
① DRG 2000/2/80 G0HT5		45.0	41.6	38.1	35.0	32.3	29.9	27.6	25.2	22.6	20.0	17.5	14.9	
② DRG 2500/2/80 G0HT5		48.3	46.0	42.7	39.5	36.8	34.3	32.0	29.5	27.0	24.3	21.7	19.0	15.6

Characteristic curves according to UNI EN ISO 9906



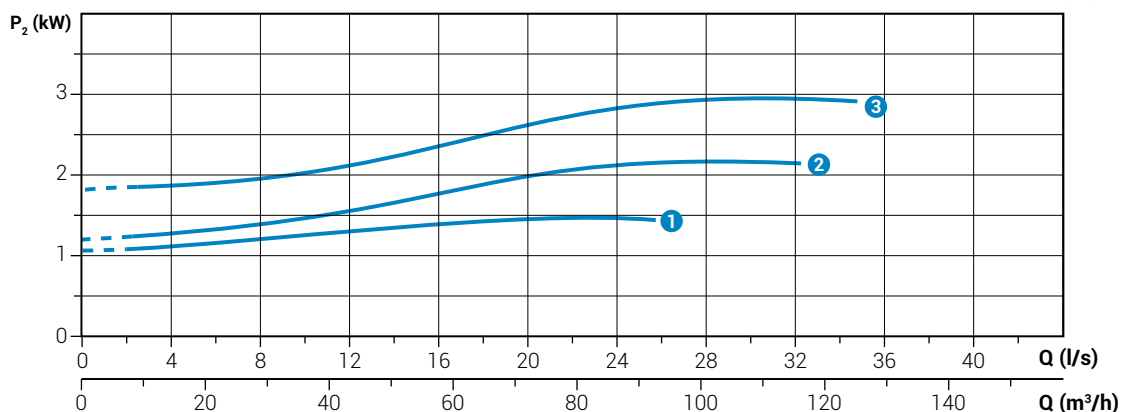
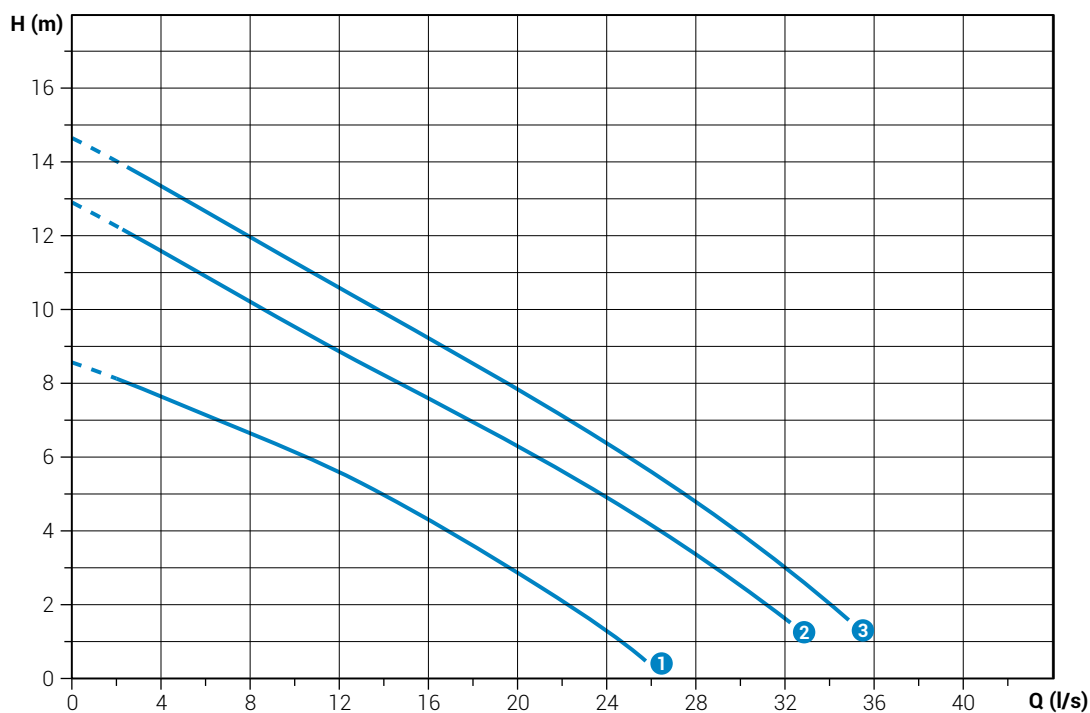
Technical data

	V	Phases	P1 (kW)	P2 (kW)	A	Rpm	Start	Cable	Ø	Free passage
① DRG 2000/2/80 G0HT5	400/700	3	16.9	15.0	26.2	2900	Y Δ	4G4+3x1	DN80	75 mm
② DRG 2500/2/80 G0HT5	400/700	3	20.7	18.5	32.9	2900	Y Δ	7G2.5+3x1	DN80	75 mm

DRG 200-300-400/4/80

Performances

	l/s	0	4	8	12	16	20	24	28	32
	l/min	0	240	480	720	960	1200	1440	1680	1920
	m ³ /h	0	14.4	28.8	43.2	57.6	72	86.4	100.8	115.2
①	DRG 200/4/80 M0ET5	8.6	7.7	6.7	5.6	4.4	2.9	1.3		
②	DRG 300/4/80 G0ET5	12.8	11.6	10.2	8.8	7.5	6.3	4.9	3.4	1.6
③	DRG 400/4/80 H0ET5	14.6	13.4	12.0	10.6	9.2	7.8	6.4	4.8	3.0



Technical data

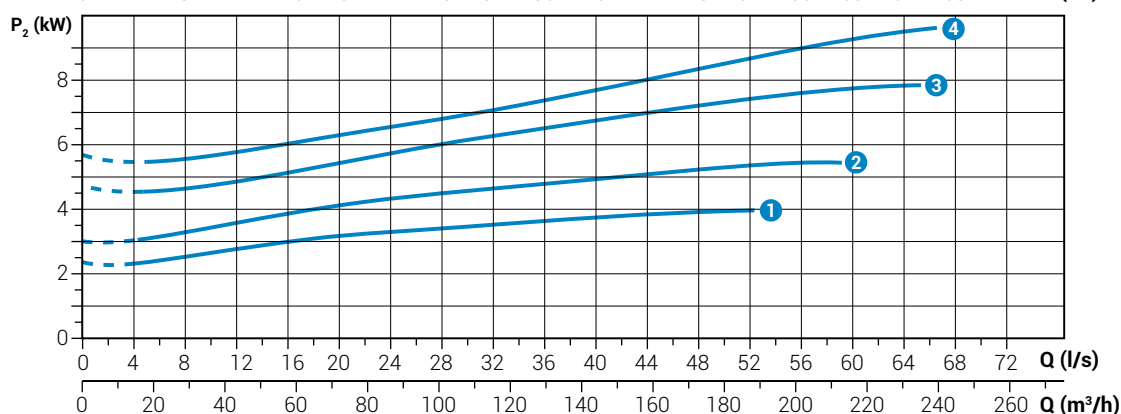
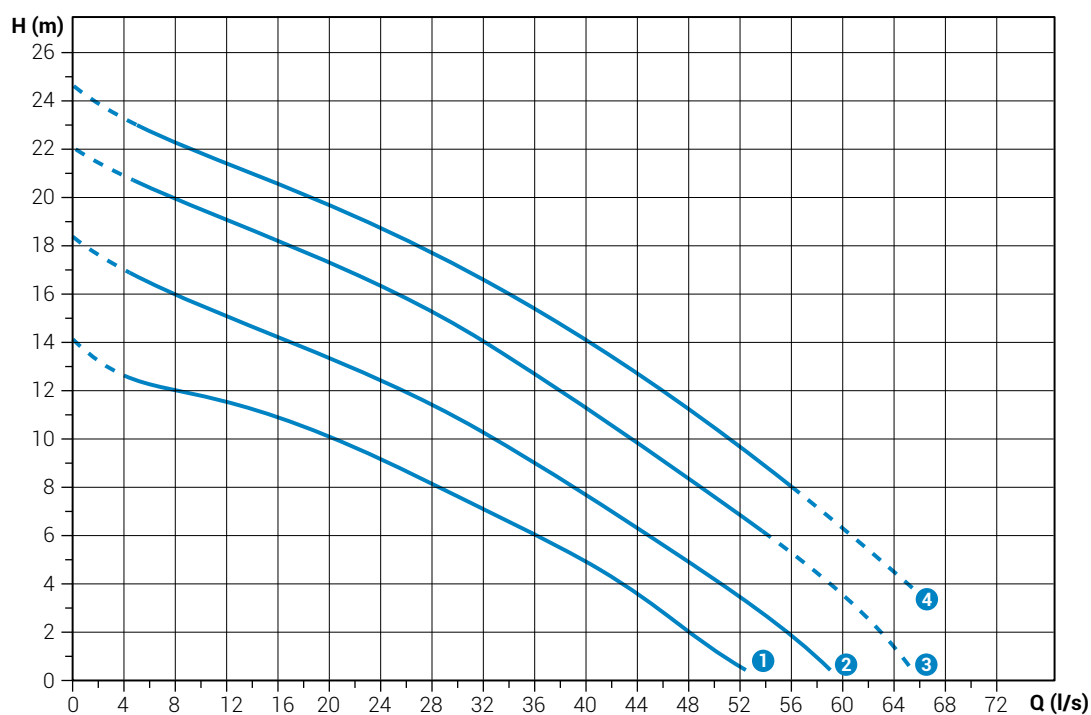
	V	Phases	P1 (kw)	P2 (kw)	A	Rpm	Start	Cable	Ø	Free passage	
①	DRG 200/4/80 M0ET5	400	3	1.84	1.5	3.4	1450	Dir	4G1.5+3x1	DN80	45 mm
②	DRG 300/4/80 G0ET5	400	3	2.7	2.2	5.15	1450	Dir	4G1.5+3x1	DN80	75 mm
③	DRG 400/4/80 H0ET5	400	3	3.68	3.0	6.72	1450	Dir	4G1.5+3x1	DN80	75 mm

Characteristic curves according to UNI EN ISO 9906

DRG 550 ÷ 1200/4/80**Performances**

	l/s	0	4	8	12	16	20	24	28	32	36	40	44	48	52
	l/min	0	240	480	720	960	1200	1440	1680	1920	2160	2400	2640	2880	3120
	m ³ /h	0	14.4	28.8	43.2	57.6	72	86.4	100.8	115.2	129.6	144	158.4	172.8	187.2
① DRG 550/4/80 D0FT5		14.7	12.6	12.0	11.5	10.9	10.0	9.1	8.1	7.1	6.1	4.9	3.6	2.1	0.6
② DRG 750/4/80 D0FT5		18.4	17.0	16.0	15.1	14.3	13.4	12.5	11.5	10.3	9.0	7.7	6.3	4.9	3.5
③ DRG 1000/4/80 D0GT5		22.0	21.0	20.0	19.1	18.3	17.4	16.4	15.3	14.1	12.7	11.3	9.9	8.4	6.9
④ DRG 1200/4/80 D0HT5		24.6	23.2	22.2	21.4	20.6	19.7	18.8	17.7	16.6	15.3	14.0	12.6	1.1	9.6

Characteristic curves according to UNI EN ISO 9906

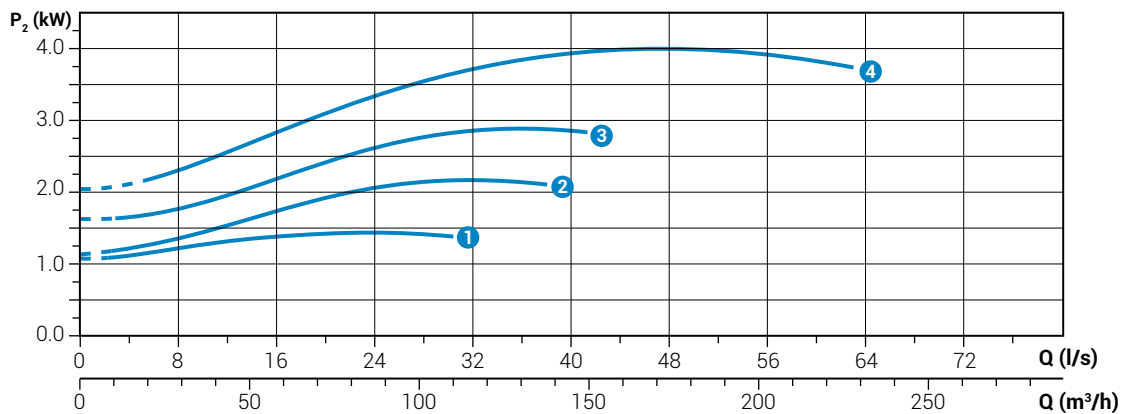
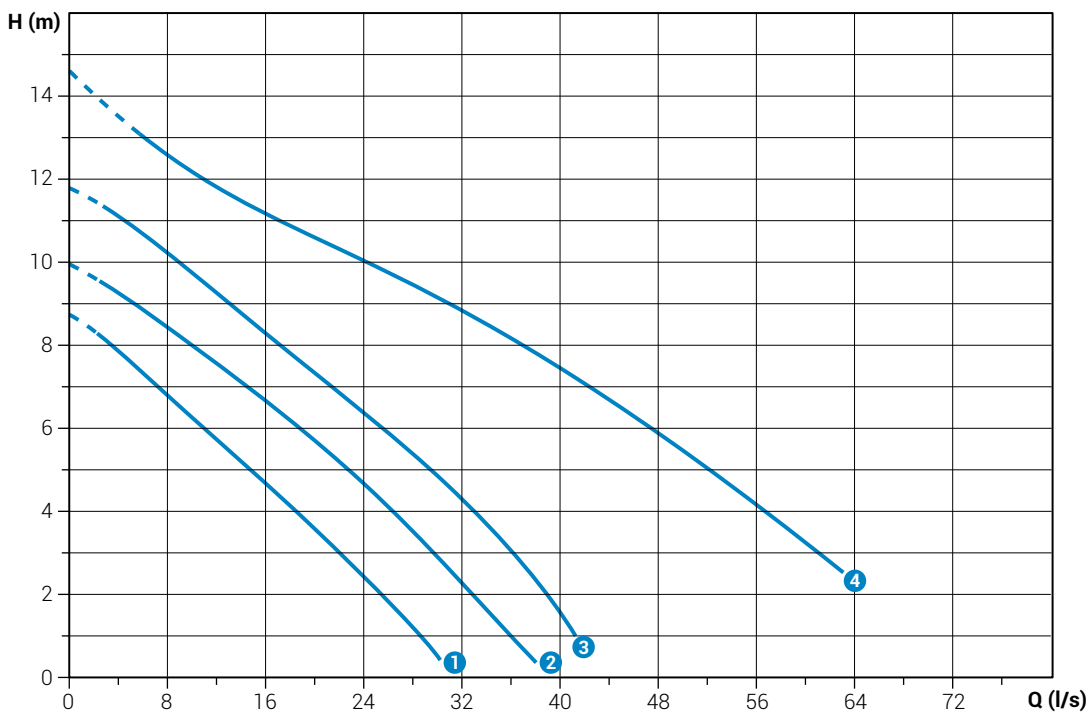
**Technical data**

	V	Phases	P1 (kW)	P2 (kW)	A	Rpm	Start	Cable	Ø	Free passage
① DRG 550/4/80 D0FT5	400	3	4.62	4.0	8.4	1450	Dir	4G1.5+3x1	DN80	65x60 mm
② DRG 750/4/80 D0FT5	400	3	6.38	5.5	11.8	1450	Dir	4G1.5+3x1	DN80	65x60 mm
③ DRG 1000/4/80 D0GT5	400/700	3	8.72	7.5	15.8	1450	Y Δ	4G4+3x1	DN80	65x60 mm
④ DRG 1200/4/80 D0HT5	400/700	3	10.2	9.0	17.0	1450	Y Δ	7G1.5+3x1	DN80	65x60 mm

DRG 200-300-400-550/4/100

Performances

	l/s	0	4	8	12	16	20	24	28	32	36	40	44	48	56
	l/min	0	240	480	720	960	1200	1440	1680	1920	2160	2400	2640	2880	3360
	m³/h	0	14.4	28.8	43.2	57.6	72	86.4	100.8	115.2	129.6	144	158.4	172.8	201.6
① DRG 200/4/100 T0ET5		8.7	7.9	6.8	5.7	4.7	3.8	2.4	1.2						
② DRG 300/4/100 U0ET5		9.9	9.2	8.4	7.5	6.6	5.7	4.7	3.5	2.3	1.0				
③ DRG 400/4/100 U0ET5		11.8	11.1	10.2	9.2	8.3	7.3	6.4	5.4	4.3	3.0	1.6			
④ DRG 550/4/100 R0FT5		15.6	13.4	12.5	11.8	11.2	10.6	10.0	9.4	8.8	8.1	7.4	6.6	5.8	4.2



Characteristic curves according to UNI EN ISO 9906

Technical data

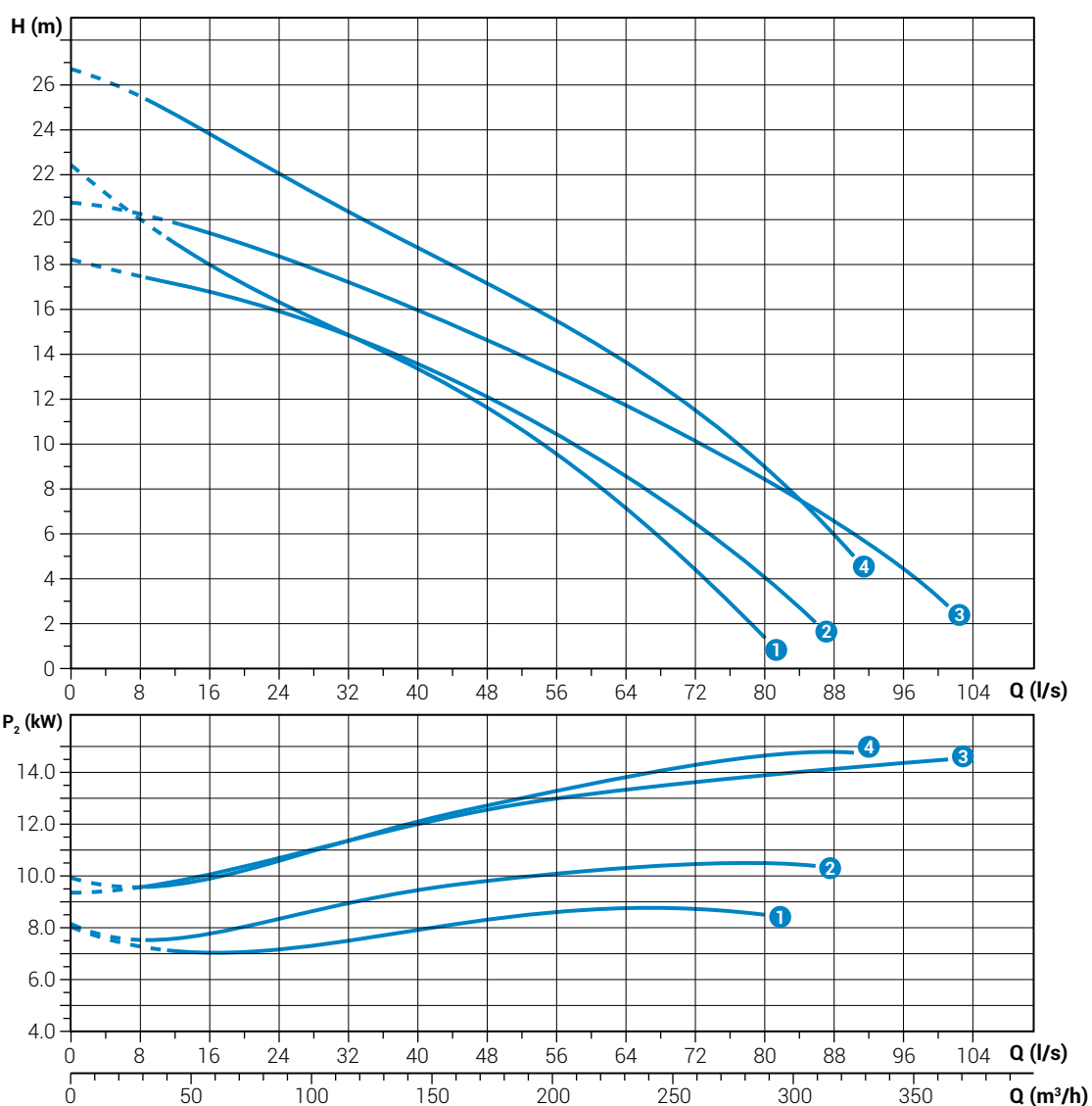
	V	Phases	P1 (kw)	P2 (kw)	A	Rpm	Start	Cable	Ø	Free passage
① DRG 200/4/100 T0ET5	400	3	1.84	1.5	3.4	1450	Dir	4G1.5+3x1	DN100	45 mm
② DRG 300/4/100 U0ET5	400	3	2.7	2.2	5.15	1450	Dir	4G1.5+3x1	DN100	60 mm
③ DRG 400/4/100 U0ET5	400	3	3.68	3.0	6.72	1450	Dir	4G1.5+3x1	DN100	60 mm
④ DRG 550/4/100 R0FT5	400	3	4.62	4.0	8.4	1450	Dir	4G1.5+3x1	DN 100	65 mm

DRG 1200-1500-2000/4/100

Performances

	l/s	0	8	16	24	32	40	48	56	64	72	80	88	96
	l/min	0	480	960	1440	1920	2400	2880	3360	3840	4320	4800	5280	5760
	m ³ /h	0	28.8	57.6	86.4	115.2	144	172.8	201.6	230.4	259.2	288	316.8	345.6
① DRG 1200/4/100 HOHT5		22.4	20.0	18.0	16.4	14.8	13.3	11.6	9.6	7.2	4.4	1.3		
② DRG 1500/4/100 AOHT5		18.2	17.5	16.8	15.9	14.8	13.5	12.0	10.4	8.5	6.5	4.0		
③ DRG 2000/4/100 AOHT5		26.6	25.4	23.8	22.0	20.3	18.7	17.1	15.5	13.6	11.5	8.9	5.8	
④ DRG 2000/4/100 BOHT5		20.7	20.2	19.4	18.3	17.2	15.9	14.6	13.2	11.7	10.2	8.4	6.5	4.3

Characteristic curves according to UNI EN ISO 9906



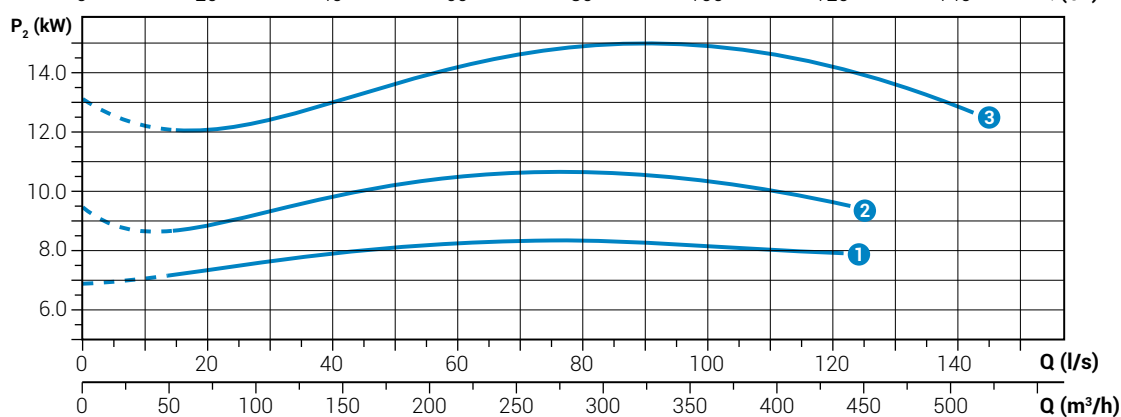
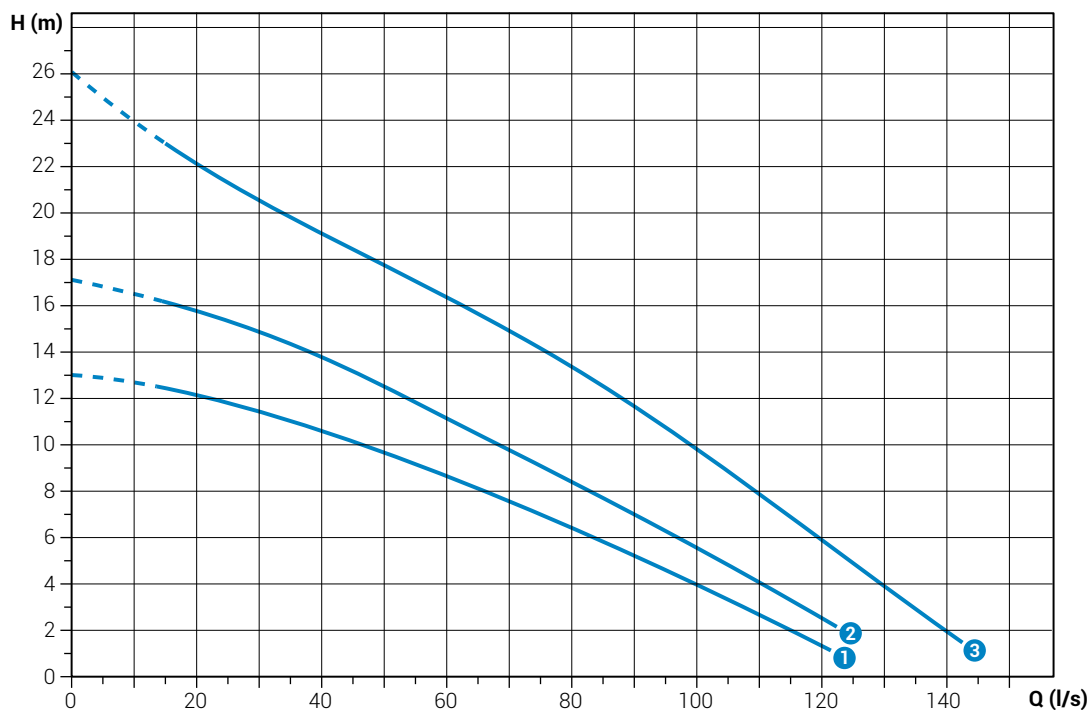
Technical data

	V	Phases	P1 (kW)	P2 (kW)	A	Rpm	Start	Cable	Ø	Free passage
① DRG 1200/4/100 HOHT5	400/700	3	10.2	9.0	17	1450	Y Δ	7G1.5+3x1	DN100	80 mm
② DRG 1500/4/100 AOHT5	400/700	3	12.6	11.0	20.5	1450	Y Δ	7G1.5+3x1	DN100	80 mm
③ DRG 2000/4/100 AOHT5	400/700	3	16.7	15.0	30.8	1450	Y Δ	7G2.5+3x1	DN100	80 mm
④ DRG 2000/4/100 BOHT5	400/700	3	16.7	15.0	30.8	1450	Y Δ	7G2.5+3x1	DN100	80 mm

DRG 1200-1500-2000/4/150

Performances

	l/s	0	12	24	36	48	60	72	84	96	108.0	120.0	132.0
	l/min	0	720	1440	2160	2880	3600	4320	5040	5760	6480	7200	7920
	m ³ /h	0	43.2	86.4	129.6	172.8	216	259.2	302.4	345.6	388.8	432	475.2
① DRG 1200/4/150 A0HT5		13	12.6	11.9	10.9	9.9	8.6	7.3	5.9	4.5	2.9	1.3	
② DRG 1500/4/150 A0HT5		17.1	16.4	15.5	14.3	12.8	11.2	9.5	7.8	6.1	4.4	2.5	
③ DRG 2000/4/150 A0HT5		26.1	23.5	21.4	19.6	18	16.6	14.6	12.7	10.5	8.2	5.8	3.4



Technical data

	V	Phases	P1 (kw)	P2 (kw)	A	Rpm	Start	Cable	Ø	Free passage
① DRG 1200/4/150 A0HT5	400/700	3	10.2	9.0	17	1450	Y Δ	7G1.5+3x1	DN150	80 mm
② DRG 1500/4/150 A0HT5	400/700	3	12.6	11.0	20.5	1450	Y Δ	7G1.5+3x1	DN150	80 mm
③ DRG 2000/4/150 A0HT5	400/700	3	16.7	15.0	30.8	1450	Y Δ	7G2.5+3x1	DN150	80 mm

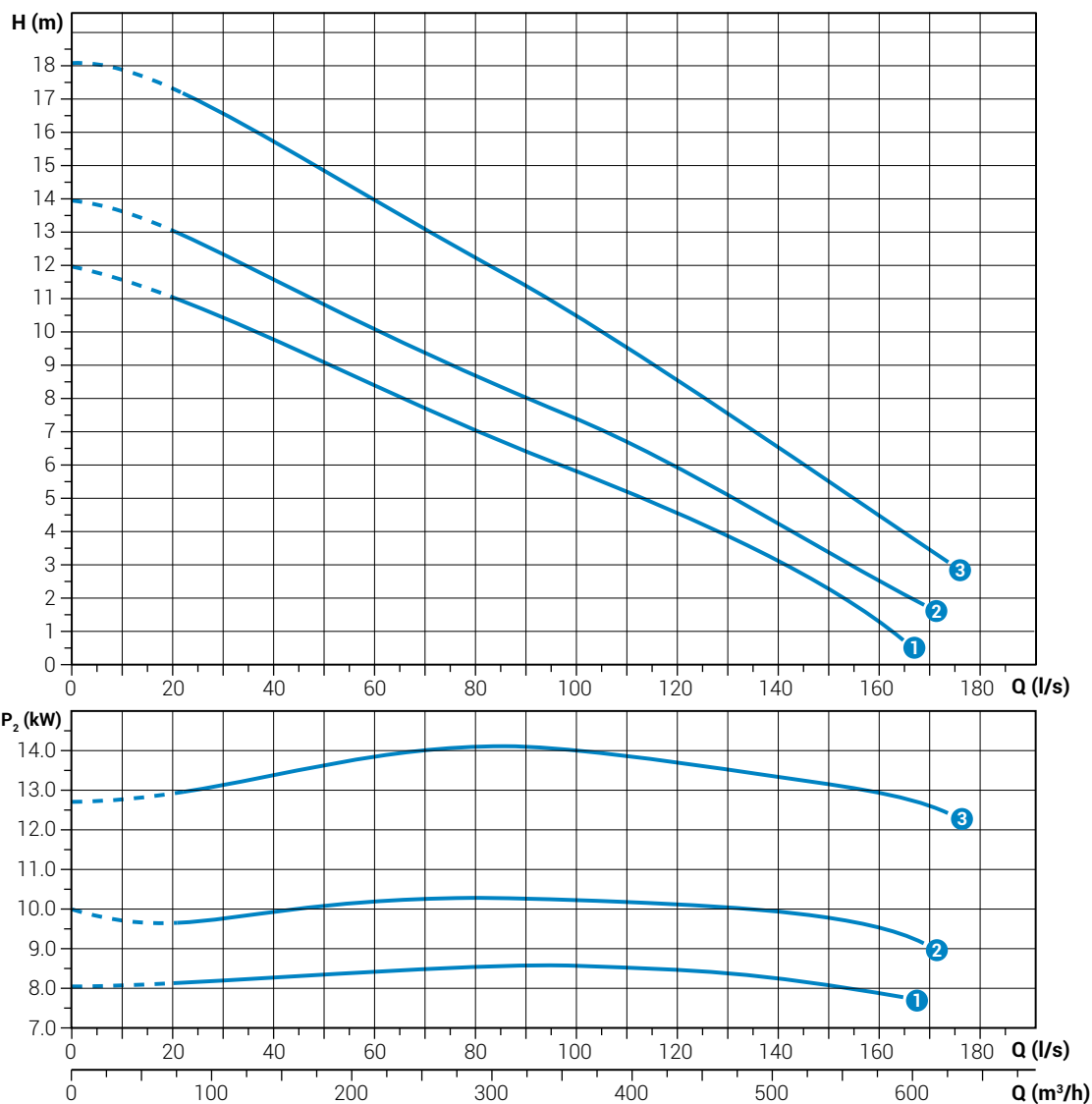
Characteristic curves according to UNI EN ISO 9906

DRG 1200-1500-2000/4/200

Performances

	l/s	0	16	32	48	64	80	96	112.0	128.0	144.0	160.0
	l/min	0	960	1920	2880	3840	4800	5760	6720	7680	8640	9600
	m ³ /h	0	57.6	115.2	172.8	230.4	288	345.6	403.2	460.8	518.4	576
① DRG 1200/4/200 B0HT5		11.9	11.2	10.3	9.2	8.1	7	6	5	4	2.8	1.2
② DRG 1500/4/200 B0HT5		13.9	13.3	12.1	10.9	9.7	8.6	7.6	6.5	5.2	3.8	2.4
③ DRG 2000/4/200 B0HT5		18.1	17.6	16.4	15	13.6	12.2	10.8	9.3	7.7	6.1	4.5

Characteristic curves according to UNI EN ISO 9906



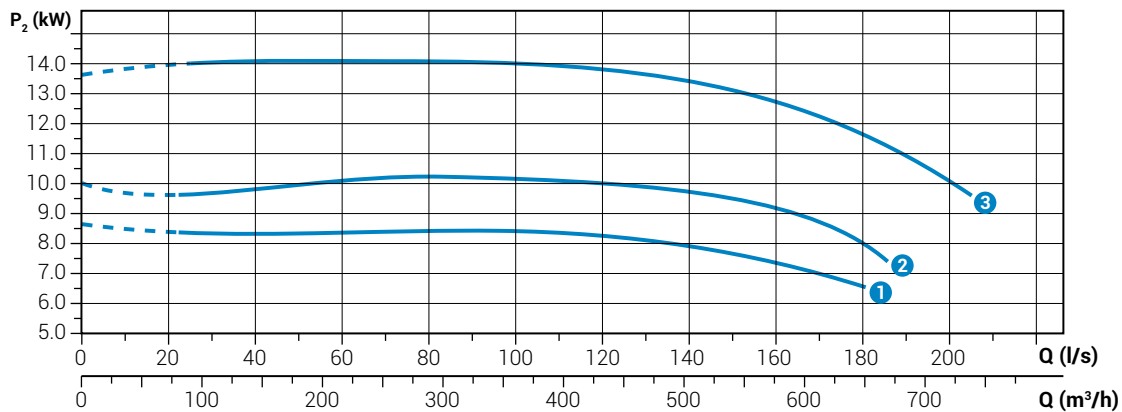
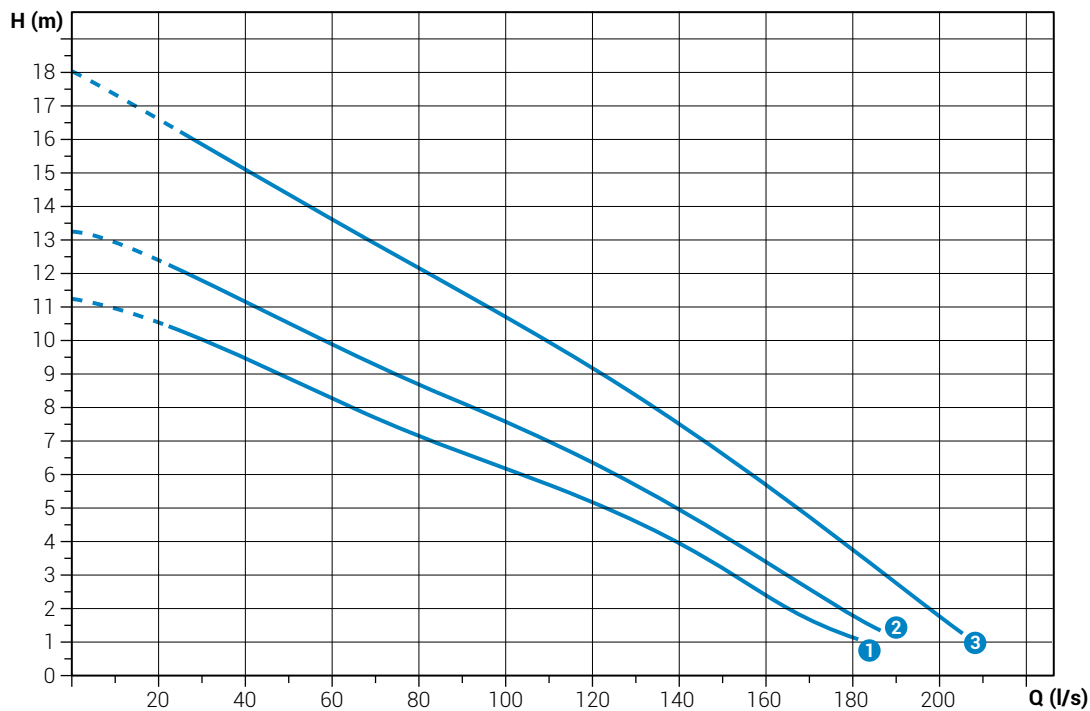
Technical data

	V	Phases	P1 (kW)	P2 (kW)	A	Rpm	Start	Cable	Ø	Free passage
① DRG 1200/4/200 B0HT5	400/700	3	10.2	9.0	17.0	1450	Y Δ	7G1.5+3x1	DN150	80 mm
② DRG 1500/4/200 B0HT5	400/700	3	12.6	11.0	20.5	1450	Y Δ	7G1.5+3x1	DN150	80 mm
③ DRG 2000/4/200 B0HT5	400/700	3	16.7	15.0	30.8	1450	Y Δ	7G2.5+3x1	DN150	80 mm

DRG 1200-1500-2000/4/250

Performances

	l/s	0	16	32	48	64	80	96	112.0	128.0	144.0	160.0	176.0	192.0
	l/min	0	960	1920	2880	3840	4800	5760	6720	7680	8640	9600	10560	11520
	m ³ /h	0	57.6	115.2	172.8	230.4	288	345.6	403.2	460.8	518.4	576	633.6	691.2
①	DRG 1200/4/250 H0HT5	11.3	10.8	9.9	9	8	7.2	6.4	5.6	4.7	3.6	2.4	1.3	
②	DRG 1500/4/250 H0HT5	13.3	12.7	11.7	10.7	9.7	8.7	7.8	6.9	5.8	4.7	3.4	2.1	
③	DRG 2000/4/250 H0HT5	18.1	16.9	15.7	14.5	13.3	12.2	11	9.8	8.6	7.2	5.7	4.1	2.5



Technical data

	V	Phases	P1 (kW)	P2 (kW)	A	Rpm	Start	Cable	Ø	Free passage	
①	DRG 1200/4/250 H0HT5	400/700	3	10.2	9.0	17.0	1450	Y Δ	4G6	7G1.5+3x1	80 mm
②	DRG 1500/4/250 H0HT5	400/700	3	12.6	11.0	20.5	1450	Y Δ	4G6	7G1.5+3x1	80 mm
③	DRG 2000/4/250 H0HT5	400/700	3	16.7	15.0	30.8	1450	Y Δ	4G6	7G2.5+3x1	80 mm

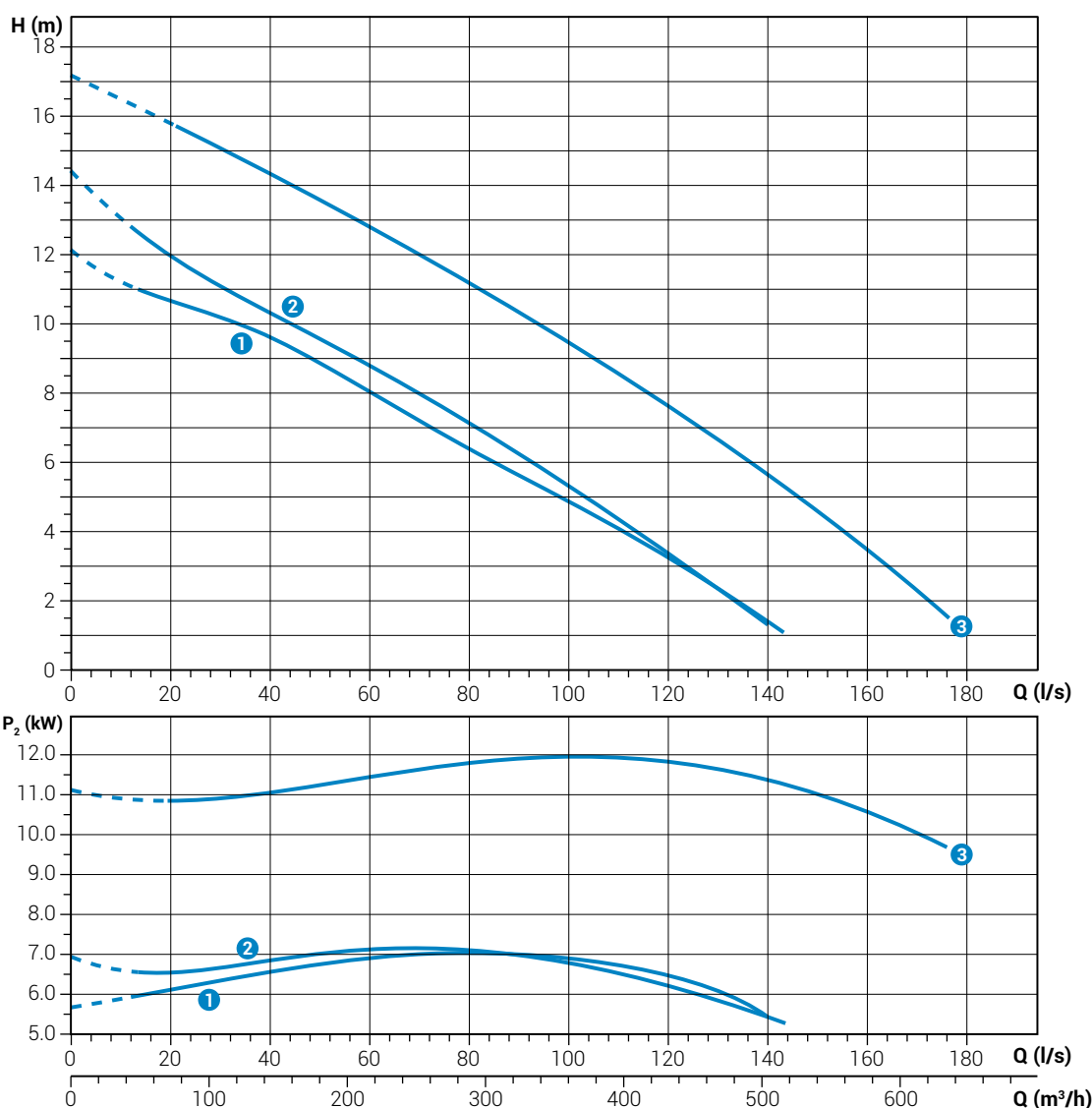
Characteristic curves according to UNI EN ISO 9906

DRG 1000-1750/6/200

Performances

	l/s	0	16	32	48	64	80	96	112.0	128.0	144.0	160.0
	l/min	0	960	1920	2880	3840	4800	5760	6720	7680	8640	9600
	m ³ /h	0	57.6	115.2	172.8	230.4	288	345.6	403.2	460.8	518.4	576
① DRG 1000/6/200 A0HT5		12.2	10.9	10.1	9.0	7.7	6.4	5.1	3.9	2.5		
② DRG 1000/6/200 B0HT5		14.4	12.4	10.9	9.7	8.4	7.0	5.6	4.3	2.6		
③ DRG 1750/6/200 A0HT5		17.2	16.1	14.9	13.8	12.5	11.2	9.8	8.4	6.9	5.2	3.4

Characteristic curves according to UNI EN ISO 9906



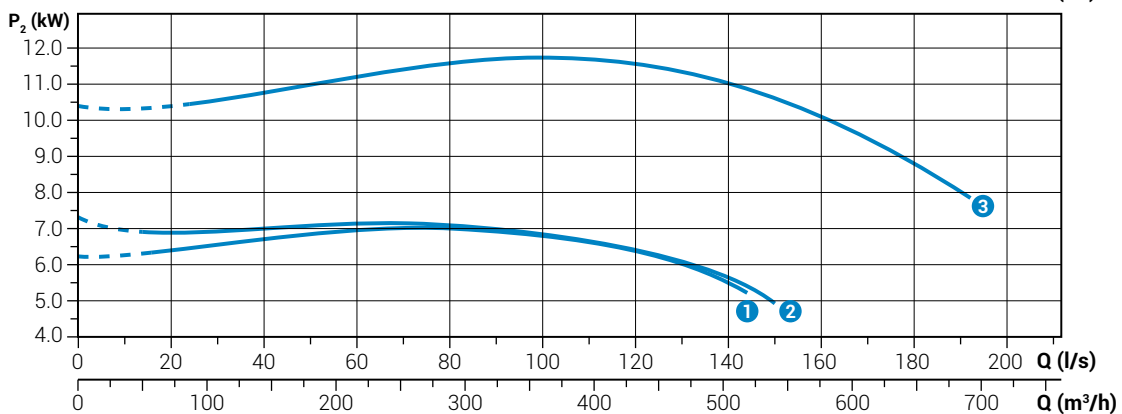
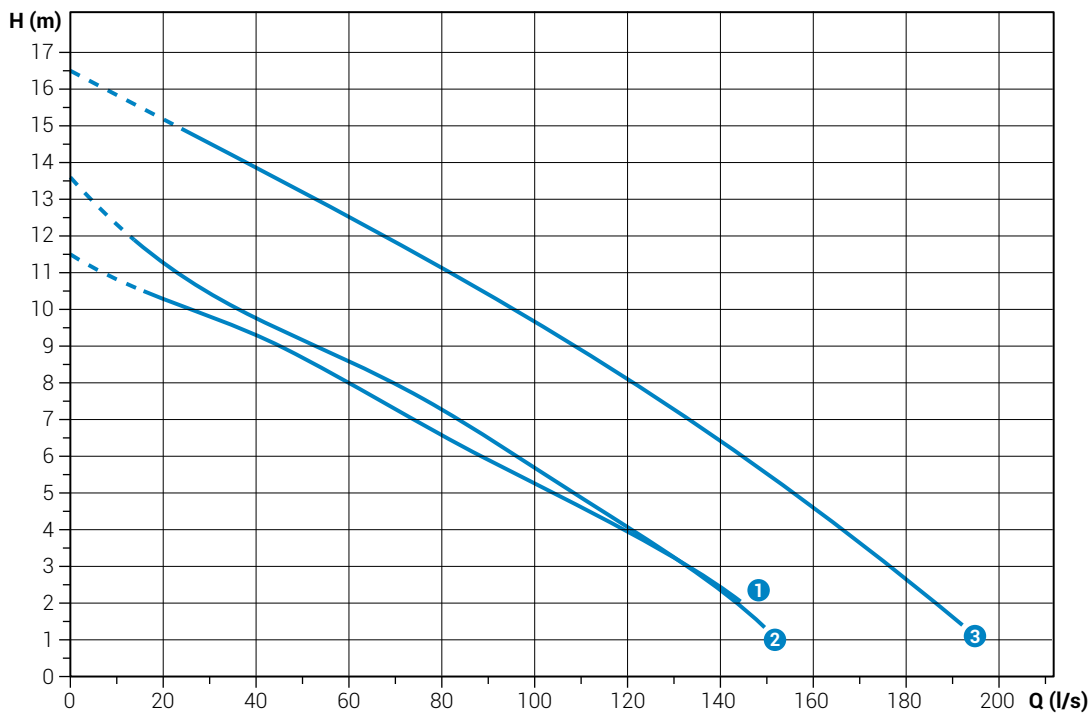
Technical data

	V	Phases	P1 (kW)	P2 (kW)	A	Rpm	Start	Cable	Ø	Free passage
① DRG 1000/6/200 A0HT5	400/700	3	8.85	7.5	15.7	960	Y Δ	7G1.5+3x1	DN200	100x70 mm
② DRG 1000/6/200 B0HT5	400/700	3	8.85	7.5	15.7	960	Y Δ	7G1.5+3x1	DN200	80 mm
③ DRG 1750/6/200 A0HT5	400/700	3	15.0	13.0	27.6	960	Y Δ	7G2.5+3x1	DN200	100x70 mm

DRG 1000-1750/6/250

Performances

	l/s	0	16	32	48	64	80	96	112.0	128.0	144.0	160.0	176.0	192.0
	l/min	0	960	1920	2880	3840	4800	5760	6720	7680	8640	9600	10560	11520
	m ³ /h	0	57.6	115.2	172.8	230.4	288	345.6	403.2	460.8	518.4	576	633.6	691.2
①	DRG 1000/6/250 C0HT5	11.5	10.5	9.7	8.9	7.8	6.6	5.5	4.5	3.4	2.1			
②	DRG 1000/6/250 H0HT5	13.6	11.6	10.3	9.3	8.3	7.3	6.0	4.7	3.4	2.0			
③	DRG 1750/6/250 C0HT5	16.5	15.4	14.4	13.3	12.2	11.1	10.0	8.8	7.5	6.1	4.6	3.1	1.4

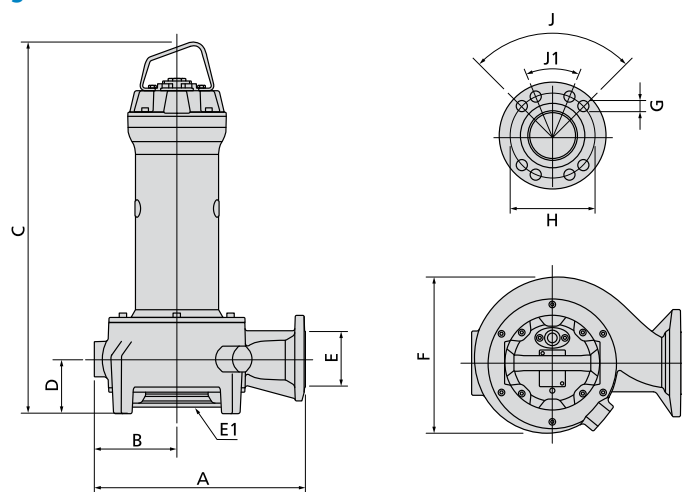


Characteristic curves according to UNI EN ISO 9906

Technical data

	V	Phases	P1 (kW)	P2 (kW)	A	Rpm	Start	Cable	Ø	Free passage	
①	DRG 1000/6/250 C0HT5	400/700	3	8.85	7.5	15.7	960	Dir	7G1.5+3x1	DN250	100x70 mm
②	DRG 1000/6/250 H0HT5	400/700	3	8.85	7.5	15.7	960	Dir	7G1.5+3x1	DN250	80 mm
③	DRG 1750/6/250 C0HT5	400/700	3	15.0	13.0	27.6	960	Dir	7G2.5+3x1	DN250	100x70 mm

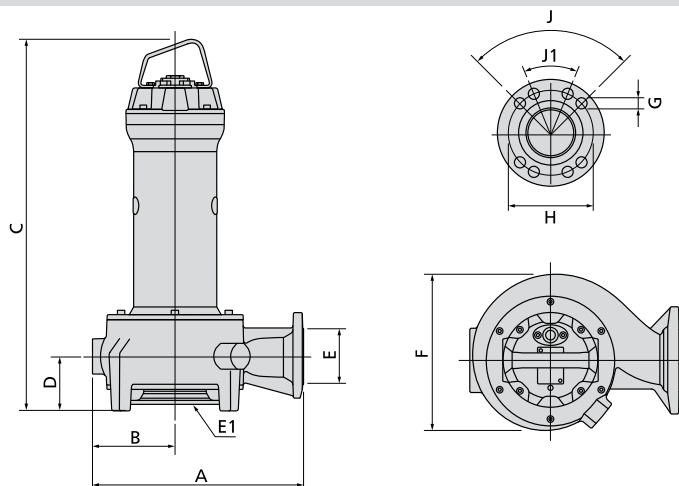
Overall dimensions and weights



	A	B	C	D	E	E1	F	G	H	J°	J1°	kg
DRG 250/2/65 B0AT5	344	136	543	80	65	65	255	18	145	90	-	34.0
DRG 300/2/65 A0ET5	344	136	565	80	65	65	255	18	145	90	-	59.6
DRG 400/2/65 A0ET5	344	136	615	80	65	65	255	18	145	90	-	61.6
DRG 250/2/80 L0AT5	347	135	542	80	80	80	252	18	160	90	45	36.0
DRG 300/2/80 E0ET5	347	135	564	80	80	80	252	18	160	90	45	60.6
DRG 400/2/80 E0ET5	347	135	614	80	80	80	252	18	160	90	45	62.6
DRG 550/2/80 A0FT5	327	142	707	91	80	80	271	18	160	90	45	68.0
DRG 550/2/80 B0FT5	327	142	707	91	80	80	271	18	160	90	45	68.0
DRG 750/2/80 A0FT5	327	142	707	91	80	80	271	18	160	90	45	70.7
DRG 750/2/80 B0FT5	327	142	707	91	80	80	271	18	160	90	45	70.7
DRG 1000/2/80 A0FT5	327	142	782	91	80	80	271	18	160	90	45	79.7
DRG 1000/2/80 B0FT5	327	142	782	91	80	80	271	18	160	90	45	79.7
DRG 1200/2/80 A0GT5	327	142	850	91	80	80	271	18	160	90	45	110.0
DRG 1200/2/80 B0GT5	327	142	850	91	80	80	271	18	160	90	45	110.0
DRG 1500/2/80 A0GT5	327	142	850	91	80	80	271	18	160	90	45	113.0
DRG 1500/2/80 B0GT5	327	142	850	91	80	80	271	18	160	90	45	113.0
DRG 2000/2/80 G0HT5	393	151	930	88	80	80	293	18	160	90	45	155.0
DRG 2500/2/80 G0HT5	393	151	1033	88	80	80	293	18	160	90	45	165.0
DRG 200/4/80 M0ET5	394	151	603	88	80	80	292	18	160	90	45	66.0
DRG 300/4/80 G0ET5	393	151	653	88	80	80	292	18	160	90	45	72.6
DRG 400/4/80 H0ET5	393	151	653	88	80	80	291	18	160	90	45	77.0
DRG 550/4/80 D0FT5	481	188	831	124	80	150	367	18	160	90	45	108.8
DRG 750/4/80 D0FT5	481	188	831	124	80	150	367	18	160	90	45	109.8
DRG 1000/4/80 D0GT5	481	188	899	124	80	150	367	18	160	90	45	141.0
DRG 1200/4/80 D0HT5	481	188	980	124	80	150	367	18	160	90	45	199.0
DRG 200/4/100 T0ET5	417	160	603	91	100	100	310	18	180	45	-	69.0
DRG 300/4/100 U0ET5	417	160	653	91	100	100	310	18	180	45	-	75.6
DRG 400/4/100 U0ET5	417	160	653	91	100	100	310	18	180	45	-	80.0
DRG 550/4/100 R0FT5	449	183	780	91	100	100	353	18	180	45	-	88.8
DRG 1200/4/100 H0HT5	548	208	979	124	100	150	413	18	180	45	-	211.0
DRG 1500/4/100 A0HT5	548	208	979	124	100	100	413	18	180	45	-	222.0
DRG 2000/4/100 A0HT5	548	208	1069	124	100	100	413	18	180	45	-	227.1
DRG 2000/4/100 B0HT5	590	240	1072	121	100	100	471	18	180	45	-	228.1
DRG 1200/4/150 A0HT5	612	222	985	130	150	150	447	24	240	45	-	228.1
DRG 1500/4/150 A0HT5	612	222	985	130	150	150	447	24	240	45	-	234.0
DRG 2000/4/150 A0HT5	612	222	1075	130	150	150	447	24	240	45	-	240.0

Dimensions in mm

DRG



	A	B	C	D	E	E1	F	G	H	J°	J1°	kg
DRG 1200/4/200 B0HT5	692	273	1046	172	200	200	539	24	295	45	-	255.0
DRG 1500/4/200 B0HT5	692	273	1136	172	200	200	539	24	295	45	-	261.0
DRG 2000/4/200 B0HT5	692	273	1136	172	200	200	539	24	295	45	-	267.0
DRG 1200/4/250 H0HT5	808	334	1046	203	250	200	609	24	350	30	-	286.0
DRG 1500/4/250 H0HT5	808	334	1136	203	250	200	609	24	350	30	-	292.0
DRG 2000/4/250 H0HT5	808	334	1136	203	250	200	609	24	350	30	-	298.0
DRG 1000/6/200 A0HT5	692	273	1077	203	200	250	539	24	295	45	-	298.8
DRG 1000/6/200 B0HT5	692	273	1046	172	200	200	539	24	295	45	-	261.0
DRG 1750/6/200 A0HT5	692	273	1167	203	200	250	539	24	295	45	-	308.8
DRG 1000/6/250 C0HT5	808	334	1078	203	250	250	609	24	350	30	-	324.3
DRG 1000/6/250 H0HT5	808	334	1046	203	250	200	609	24	350	30	-	292.0
DRG 1750/6/250 C0HT5	808	334	1168	203	250	250	609	24	350	30	-	334.3

Packaging dimension



	X	Y	Z
DRG 250/2/65 B0AT5	445	725	425
DRG 300/2/65 A0ET5	445	725	425
DRG 400/2/65 A0ET5	445	725	425
DRG 250/2/80 L0AT5	445	725	425
DRG 300/2/80 E0ET5	445	725	425
DRG 400/2/80 E0ET5	445	725	425
DRG 550/2/80 A0FT5	445	725	425
DRG 550/2/80 B0FT5	445	725	425
DRG 750/2/80 A0FT5	445	725	425
DRG 750/2/80 B0FT5	445	725	425
DRG 1000/2/80 A0FT5	535	915	560
DRG 1000/2/80 B0FT5	535	915	560
DRG 1200/2/80 A0GT5	535	915	560
DRG 1200/2/80 B0GT5	535	915	560
DRG 1500/2/80 A0GT5	535	915	560
DRG 1500/2/80 B0GT5	535	915	560
DRG 2000/2/80 G0HT5	535	1000	560
DRG 2500/2/80 G0HT5	725	1270	675
DRG 200/4/80 M0ET5	445	725	425
DRG 300/4/80 G0ET5	445	725	425
DRG 400/4/80 H0ET5	445	725	425
DRG 550/4/80 D0FT5	535	915	560
DRG 750/4/80 D0FT5	535	915	560
DRG 1000/4/80 D0GT5	535	915	560

	X	Y	Z
DRG 1200/4/80 D0HT5	725	1270	675
DRG 200/4/100 T0ET5	445	725	425
DRG 300/4/100 U0ET5	445	725	425
DRG 400/4/100 U0ET5	445	725	425
DRG 550/4/100 R0FT5	535	915	560
DRG 1200/4/100 H0HT5	725	1270	675
DRG 1500/4/100 A0HT5	725	1270	675
DRG 2000/4/100 A0HT5	725	1270	675
DRG 2000/4/100 B0HT5	725	1270	675
DRG 1200/4/150 A0HT5	725	1270	675
DRG 1500/4/150 A0HT5	725	1270	675
DRG 2000/4/150 A0HT5	725	1270	675
DRG 1200/4/200 B0HT5	725	1270	675
DRG 1500/4/200 B0HT5	725	1270	675
DRG 2000/4/200 B0HT5	725	1270	675
DRG 1200/4/250 H0HT5	825	1070	1355
DRG 1500/4/250 H0HT5	825	1070	1355
DRG 2000/4/250 H0HT5	825	1070	1355
DRG 1000/6/200 A0HT5	725	1270	675
DRG 1000/6/200 B0HT5	725	1270	675
DRG 1750/6/200 A0HT5	725	1270	675
DRG 1000/6/250 C0HT5	825	1070	1355
DRG 1000/6/250 H0HT5	825	1070	1355
DRG 1750/6/250 C0HT5	825	1070	1355

Dimensions in mm